









Too sick for school?

Generally if your child feels unwell, keep them home from school and consult your doctor. This chart and the information it contains is not intended to take the place of a consultation with your doctor.

Bronchitis	Symptoms are coughing, a runny nose, sore throat and mild fever. The cough is often dry at first, becoming moist after a couple of days. There may be a slight wheeze and shortness of breath. A higher fever (typically above 39°C) may indicate pneumonia.	 ... until they are feeling better. Antibiotics may be needed.
Chickenpox (Varicella)	Slight fever, runny nose, and a rash that begins as raised pink spots that blister and scab.	 ... for 5 days from the onset of the rash and the blisters have dried.
Conjunctivitis	The eye feels 'scratchy', is red and may water. Lids may stick together on waking.	 ... while there is discharge from the eye unless a doctor has diagnosed a non-infectious cause.
Diarrhoea (no organism identified)	Two or more consecutive bowel motions that are looser and more frequent than normal and possibly stomach cramps.	 ... for at least 24 hours after diarrhoea stops.
Fever	A temperature of 38.5°C or more in older infants and children.	 ... until temperature is normal.
Gastroenteritis	A combination of frequent loose or watery stools (diarrhoea), vomiting, fever, stomach cramps, headaches.	 ... for at least 24 hours after diarrhoea and/or vomiting stops.
German measles (Rubella)	Often mild or no symptoms: mild fever, runny nose, swollen nodes, pink blotchy rash that lasts a short time.	 ... for at least 4 days after the rash appears.
Glandular Fever (Mononucleosis, EBV infection)	Symptoms include fever, headache, sore throat, tiredness, swollen nodes.	 ... unless they're feeling unwell.
Hand, Foot and Mouth Disease (HFMD)	Generally a mild illness caused by a virus, perhaps with a fever, blisters around the mouth, on the hands and feet, and perhaps the nappy area in babies.	 ... until all blisters have dried.
Hayfever (Allergic rhinitis) caused by allergy to pollen (from grasses, flowers and trees), dust mites, animal fur or hair, mould spores, cigarette smoke	Sneezing, a blocked or runny nose (rhinitis), itchy eyes, nose and throat, headaches.	 ... unless they feel unwell or are taking a medication which makes them sleepy.
Head lice or nits* (Pediculosis)	Itchy scalp, white specks stuck near the base of the hairs; lice may be found on the scalp.	 ... while continuing to treat head lice each night. Tell the school.

Hepatitis A	Often none in young children; sudden onset of fever, loss of appetite, nausea, vomiting, jaundice (yellowing of skin and eyes), dark urine, pale stools.	 ... for 2 weeks after first symptoms (or 1 week after onset of jaundice). Contact your doctor before returning to school.
Hepatitis B	Often no symptoms in young children. When they do occur, they can include fever, loss of appetite, nausea, vomiting, jaundice (yellowing of skin and eyes), dark urine.	 ... if they have symptoms. Contact your doctor before returning to school.  ... if they have a chronic infection (not the first outbreak) and no symptoms.
Impetigo (School sores)	Small red spots change into blisters that fill up with pus and become crusted; usually on the face, hands or scalp.	 ... until antibiotic treatment starts. Sores should be covered with watertight dressings.
Influenza	Sudden onset fever, runny nose, sore throat, cough, muscle aches and headaches.	 ... until well.
Measles	Fever, tiredness, runny nose, cough and sore red eyes for a few days followed by a red blotchy rash that starts on the face and spreads down the body and lasts 4 to 7 days.	 ... for at least 4 days after the rash appears.
Meningococcal Disease	Sudden onset of fever and a combination of headache, neck, stiffness, nausea, vomiting, drowsiness or rash.	Seek medical attention immediately. Patient will need hospital treatment. Close contacts receive antibiotics.
Molluscum Contagiosum	Multiple small lumps (2–5mm) on the skin that are smooth, firm and round, with dimples in the middle. In children, occur mostly on the face, trunk, upper arms and legs. Symptoms can last 6 months to 2 years.	
Mumps	Fever, swollen and tender glands around the jaw.	 ... for 9 days after onset of swelling.
Ringworm* (tinea corporis)	Small scaly patch on the skin surrounded by a pink ring.	 ... for 24 hours after fungal treatment has begun.
Runny nose or common cold		 ... unless there are other symptoms such as fever, sore throat, cough, rash or headache. Check with school.
Scabies*	Itchy skin, worse at night. Worse around wrists, armpits, buttocks, groin and between fingers and toes.	 ... until 24 hours after treatment has begun.
Shigella	Diarrhoea (which may contain blood, mucus and pus), fever, stomach cramps, nausea and vomiting.	 ... until there has not been a loose bowel motion for 24 hours. Antibiotics may be needed.
Slapped Cheek Syndrome (Parvovirus B19 infection, fifth disease, erythema infectiosum)	Mild fever, red cheeks, itchy lace-like rash, and possibly cough, sore throat or runny nose.	 ... as it is most infectious before the rash appears.
Whooping Cough (Pertussis)	Starts with a running nose, followed by persistent cough that comes in bouts. Bouts maybe followed by vomiting and a whooping sound as the child gasps for air.	 ... until the first 5 days of an antibiotic course has been completed. Unimmunised siblings may need to stay home too until treated with an antibiotic.
Worms (Threadworms, pinworms)	The main sign of threadworms is an itchy bottom. Sometimes children feel 'out of sorts' and do not want to eat much. They may also have trouble sleeping, due to itching at night.	 ... and tell the school as other parents will need to know to check their kids.

*It is important that the rest of the family is checked for head lice, scabies and ringworm